

# DEUTSCH

## Hermetic Receptacles

### MIL-C-24308 D-Subminiature

Deutsch high performance DSH Hermetic receptacles are built to meet or exceed the requirements of MIL-C-24308. The Deutsch DSH series intermates with all qualified D Subminiature plugs. Our receptacles feature Deutsch developed direct glass-to-metal sealing, nickel or stainless steel finishes and eyelet or solder cup terminated pin type contacts.

As a major manufacturer of hermetic interconnectors, Deutsch also offers special application receptacles including total and patterned bussed contacts and extended pin contacts to terminate to flex tape or printed circuit boards. Consult factory for the availability of these and other specialty products.

## Specifications

### Vibration

Exceeds requirements of MIL-STD-1344, method 2005 per MIL-C-24308

### Physical Shock

No unlocking or electrical discontinuity when tested per MIL-STD-1344, method 2004 at half sine wave of 300 gs.

### Air Leakage

Less than 0.1 micron cu. ft./hr. at 15 psi differential per MIL-C-24308 and MIL-STD-1344, method 1008

### Durability

500 cycles of engagement per MIL-C-24308

### Temperature

Operative at temperatures from -55°C to +200°C

### Corrosion

Exceeds requirements of MIL-STD-1344 method 1001 per MIL-C-24308 using standard plating

### Dielectric withstanding Voltage at sea level

#22D Contacts 750 VAC  
rms @ 60 Hz  
#20 Contacts 1,000 VAC  
rms @ 60 Hz

### Current Rating

#22D Contacts 5.0 amps  
#20 Contacts 7.5 amps

### Contact Resistance

#22D 85 mVoLs @ 3 Amps  
#20 60 mVoLs @ 5 Amps

### Insulation Resistance

5,000 Meg ohms min @ 500 VDC per MIL-C-24308

### Thermal Shock

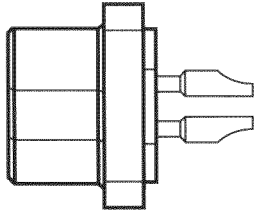
No deterioration or failure after 5 cycles @ -67°F to 392°F

### Usable Wire Size

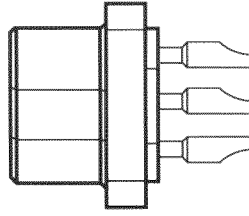
#22D Contacts #22 AWG MAX  
#20 Contacts #18 AWG MAX



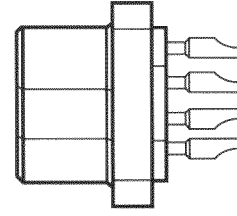
## SOLDERCUP ORIENTATION



MS 18273-1  
MS 18274-1  
MS 18275-1  
MS 18276-1



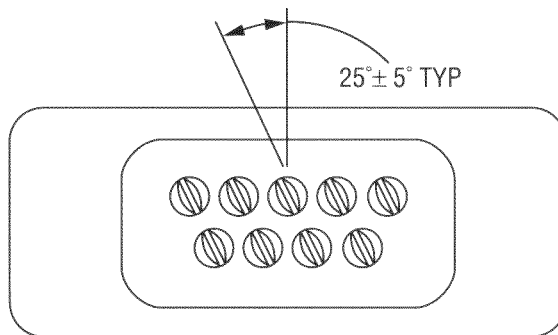
MS 18277-1  
MS 18273-2  
MS 18274-2  
MS 18275-2  
MS 18276-2



MS 18277-2

TOP ROW(S) OPEN UPWARD & BOTTOM ROW(S) OPEN DOWNWARD AS SHOWN.  
SEE ABOVE ARRANGEMENT FOR DETAIL.

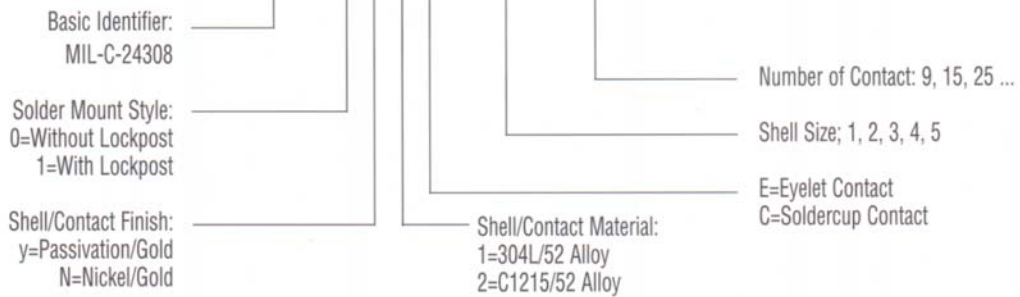
## EYELET ORIENTATION



FLATS ARE ROTATED 25° FROM  
VERTICAL  $\phi$  AS SHOWN.

## ORDERING INFORMATION

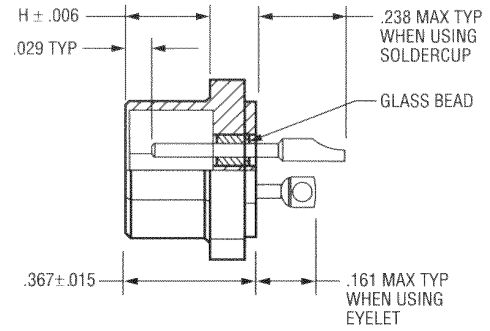
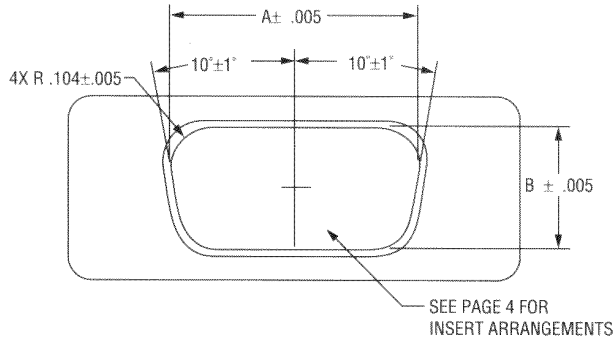
**DSH \*\*\*\* - \* - \*\* P**



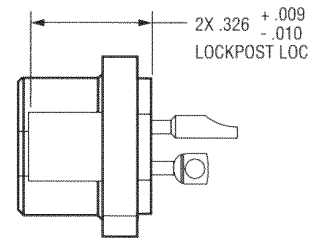
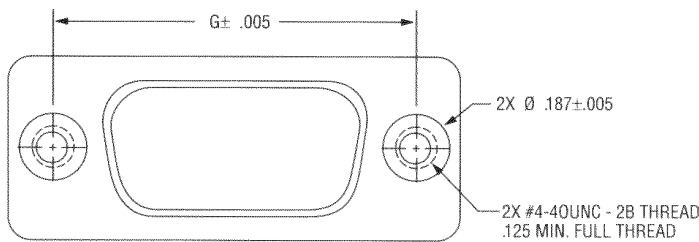
*Information contained herein is for reference only.  
Consult factor for new envelope drawings, updated  
specifications, and additions to product lines.*



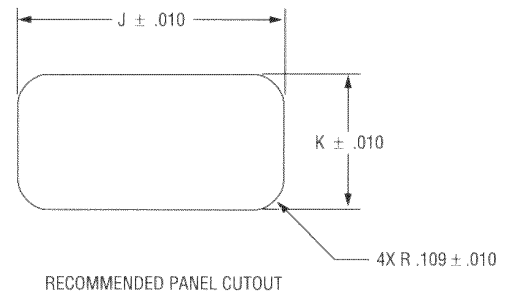
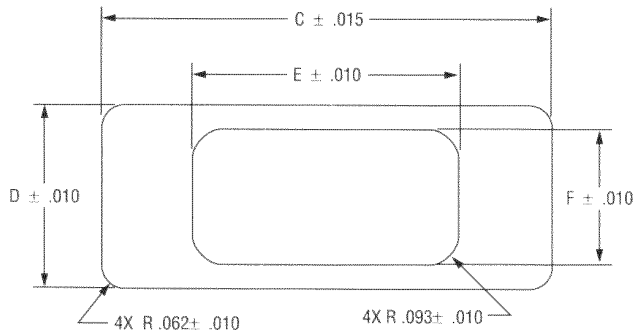
# SOLDER MOUNT PIN UNIT



## WITHOUT LOCKPOSTS



## WITH LOCKPOSTS



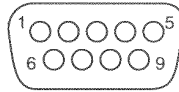
(Rear View)

DEUTSCH P/N	SHELL SIZE	ARRANGEMENT	A	B	C	D	E	F	G	H	J	K
DSH**** - 1 - 09P	1	MS 18273-1	.667	.330	1.213	.498	.725	.369	.984	.235	.755	.399
DSH**** - 2 - 15P	2	MS 18274-1	.993	.330	1.541	.498	.932	.369	1.312	.235	.962	.399
DSH**** - 3 - 25P	3	MS 18275-1	1.535	.330	2.088	.498	1.479	.369	1.852	.230	1.509	.399
DSH**** - 4 - 37P	4	MS 18276-1	2.183	.330	2.729	.498	2.125	.369	2.500	.230	2.155	.399
DSH**** - 5 - 50P	5	MS 18277-1	2.079	.441	2.635	.610	2.000	.500	2.406	.230	2.030	.530
DSH**** - 1 - 15P	1	MS 18273-2	.667	.330	1.213	.498	.725	.369	.984	.235	.755	.399
DSH**** - 2 - 26P	2	MS 18274-2	.993	.330	1.541	.498	.932	.369	1.312	.235	.962	.399
DSH**** - 3 - 44P	3	MS 18275-2	1.535	.330	2.088	.498	1.479	.369	1.852	.230	1.509	.399
DSH**** - 4 - 62P	4	MS 18276-2	2.183	.330	2.729	.498	2.125	.369	2.500	.230	2.155	.399
DSH**** - 5 - 78P	5	MS 18277-2	2.079	.441	2.635	.610	2.000	.500	2.406	.230	2.030	.530

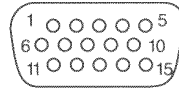
*Information contained herein is for reference only.  
Consult factor for new envelope drawings, updated  
specifications, and additions to product lines.*



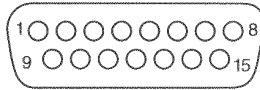
# MIL-C-24308 Arrangement Layouts



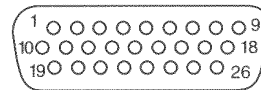
**1 - 09**  
9 SIZE 20 CONTACTS  
ARRANGEMENT MS18273-1



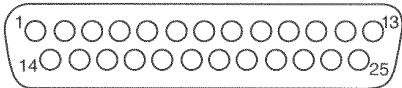
**1 - 15**  
15 SIZE 22 CONTACTS  
ARRANGEMENT MS18273-2



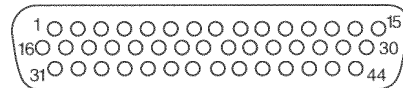
**2 - 15**  
15 SIZE 20 CONTACTS  
ARRANGEMENT MS18274-1



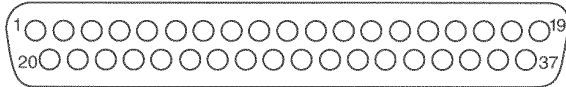
**2 - 26**  
26 SIZE 22 CONTACTS  
ARRANGEMENT MS18274-2



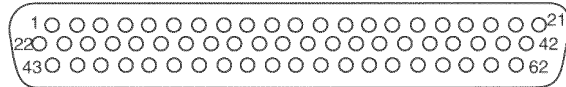
**3 - 25**  
25 SIZE 20 CONTACTS  
ARRANGEMENT MS18275-1



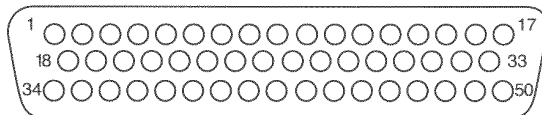
**3 - 44**  
44 SIZE 22 CONTACTS  
ARRANGEMENT MS18275-2



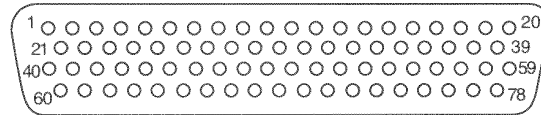
**4 - 37**  
37 SIZE 20 CONTACTS  
ARRANGEMENT MS18276-1



**4 - 62**  
62 SIZE 22 CONTACTS  
ARRANGEMENT MS18276-2



**5 - 50**  
50 SIZE 20 CONTACTS  
ARRANGEMENT MS18277-1



**5 - 78**  
78 SIZE 22 CONTACTS  
ARRANGEMENT MS18277-2

*Information contained herein is for reference only. Consult factor for new envelope drawings, updated specifications, and additions to product lines.*

**DEUTSCH  
CONNECTORS**  
A Step Ahead



**Engineered Interconnect Solutions**

250 Eddie Jones Way  
Oceanside, CA 92054  
Telephone (760) 757-7500 • FAX (760) 722-2476  
E-mail: [astepahead@deutschhpo.com](mailto:astepahead@deutschhpo.com)  
<http://www.deutscheis.com>